

# Help Wanted Online Ads

## December 2025

Available online at [www.QualityInfo.org](http://www.QualityInfo.org)

Search for [Help Wanted Online Index](#)

# Methodological Note

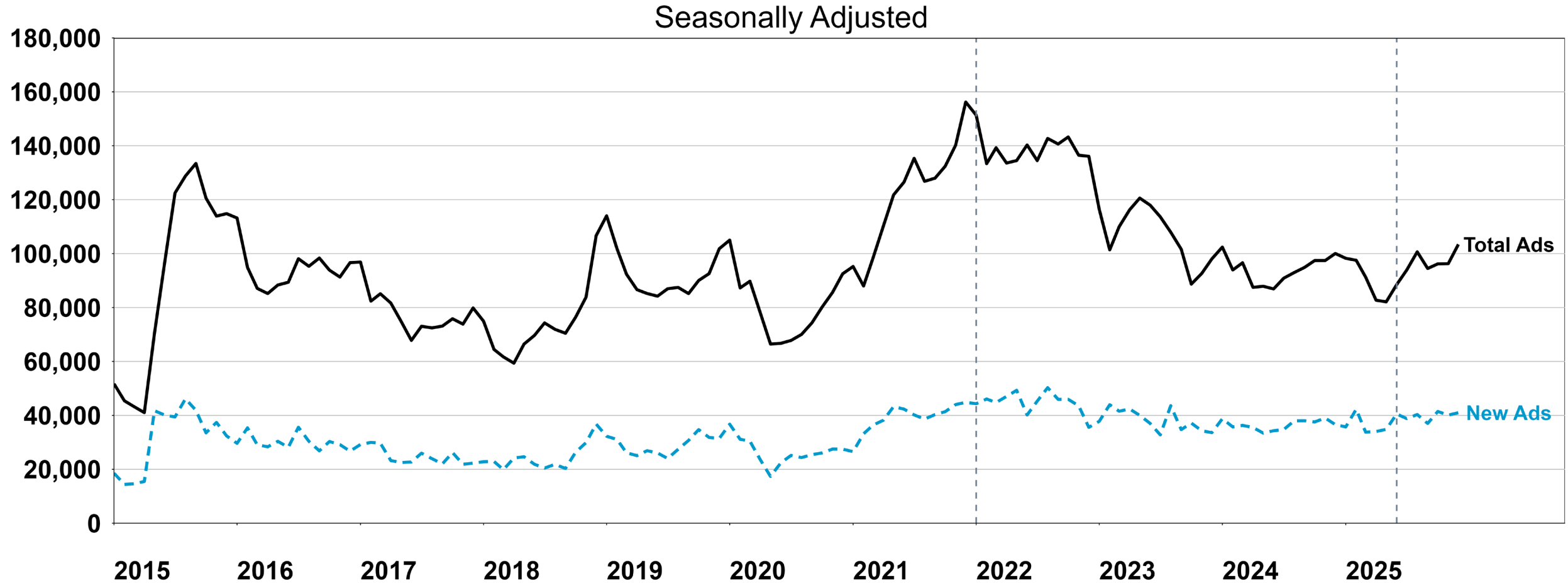
In January 2022, the Conference Board instituted system wide changes to their data collection process to better capture when job ads have expired. As part of these changes, there is an increase in the number of ads that expired, and subsequently, a level change in the data series for Available Ads. The HWOL Index and New Ads series remain unaffected by this update.

In June 2025, Lightcast and the Conference Board instituted system wide changes to their data collection process to improve coverage of job boards. This could result in level changes in HWOL job posting volume. The HWOL Index remains unaffected by this update.

# The number of U.S. Help Wanted Online ads was 7.1 million in December.

- Number of ads posted in Oregon totaled 103,400 in December.
- Number of ads posted for the first time (*new ads*) increased by 900 in Oregon in December.
- Nationally, new ads decreased by 190,600 in December.
- Number of online ads in Oregon and its neighboring states:
  - Idaho: 46,600
  - Nevada: 65,200
  - Oregon: 103,400
  - Washington: 166,300
  - California: 688,900

**The number of online ads in Oregon was 103,400 in December.  
The number of new ads increased by 900 over the month.**

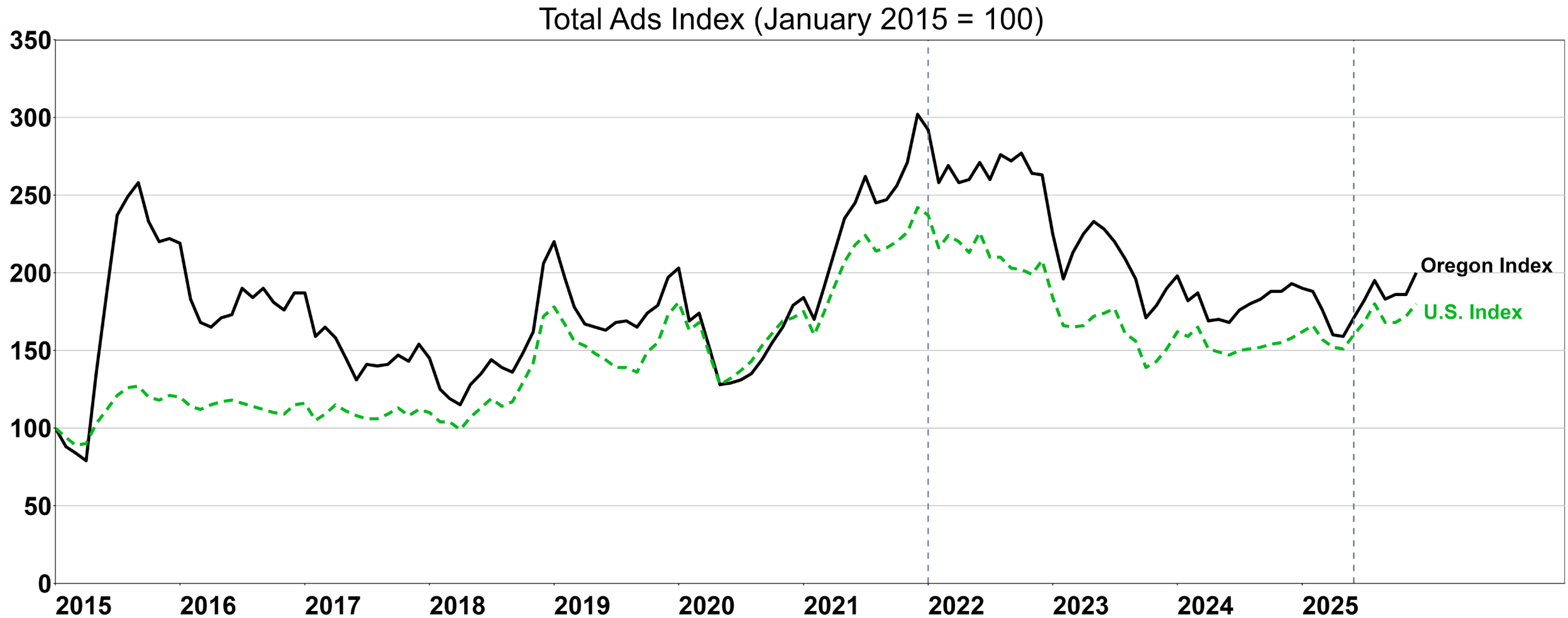


Source: The Conference Board Help Wanted OnLine® (HWOL)

Note: Dotted lines indicate methodological changes occurring in January 2022 and June 2025



The number of help wanted ads nationally was 7.1 million in December 2025.

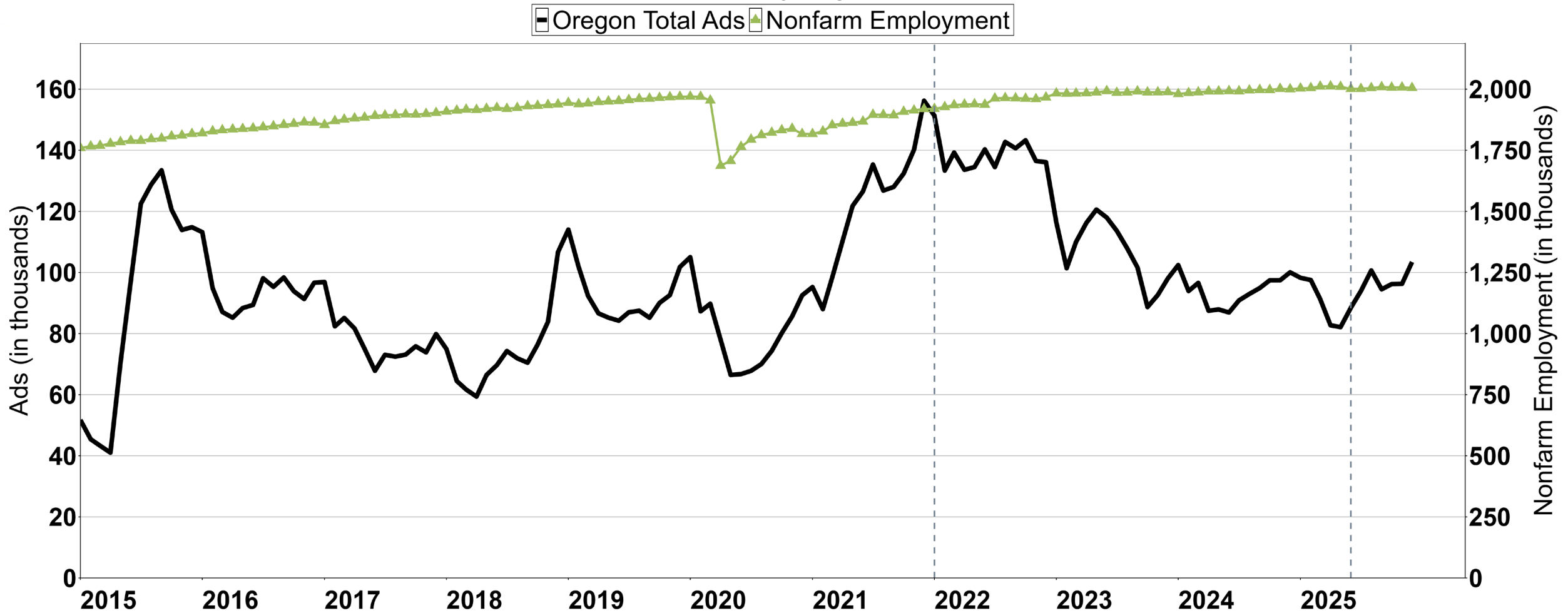


Source: The Conference Board Help Wanted OnLine® (HWOL)

Note: Dotted lines indicate methodological changes occurring in January 2022 and June 2025

# The Conference Board's Help Wanted Online Data Series

## Seasonally Adjusted



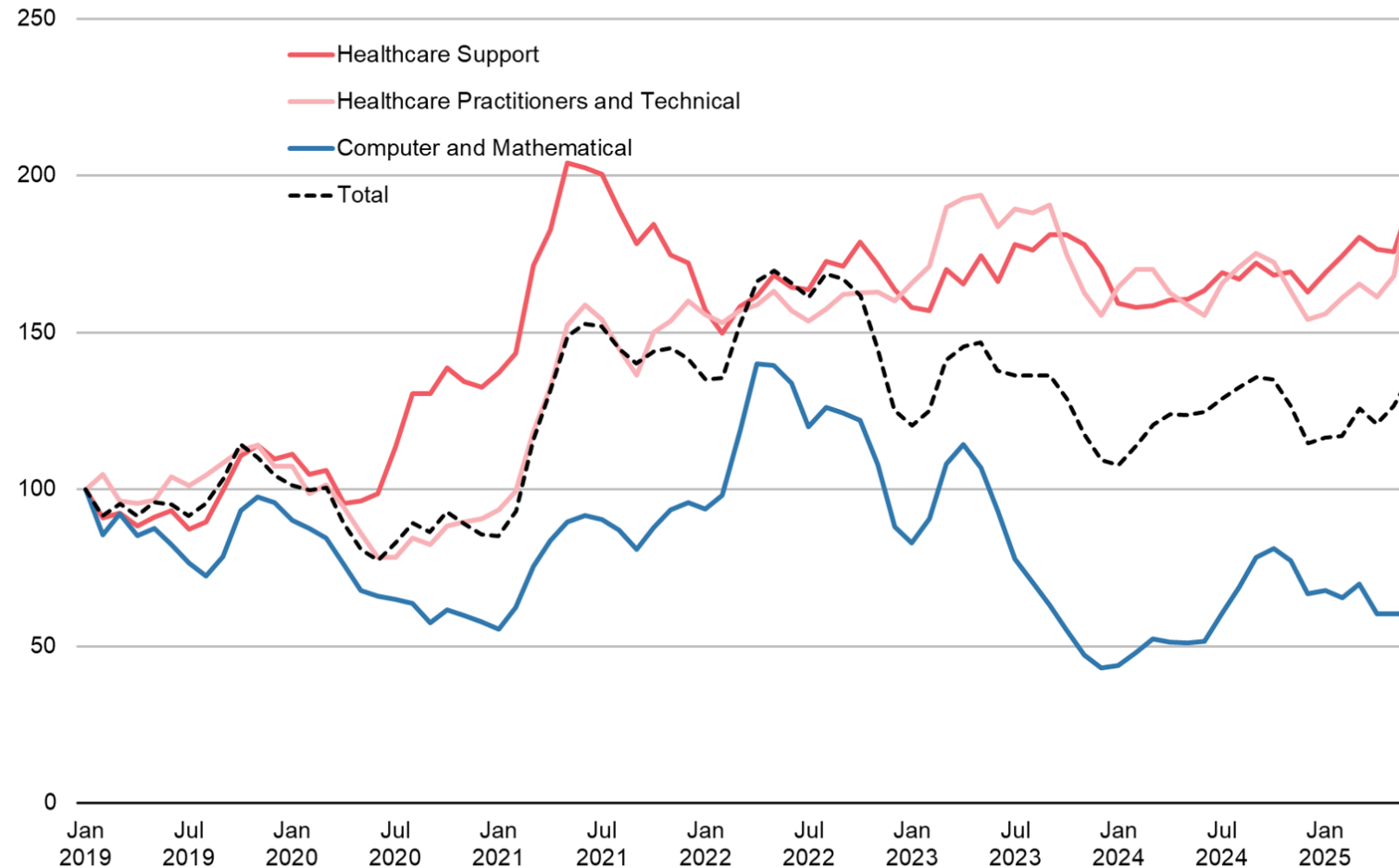
Source: The Conference Board Help Wanted OnLine® (HWOL) and the Bureau of Labor Statistics, Current Employment Statistics.

Note: Dotted lines indicate methodological changes occurring in January 2022 and June 2025

## Healthcare support job postings hold steady.

Read [Online Job Postings by Occupation Group in Oregon](#) by Special Projects Analyst [Bingjie Kong](#).

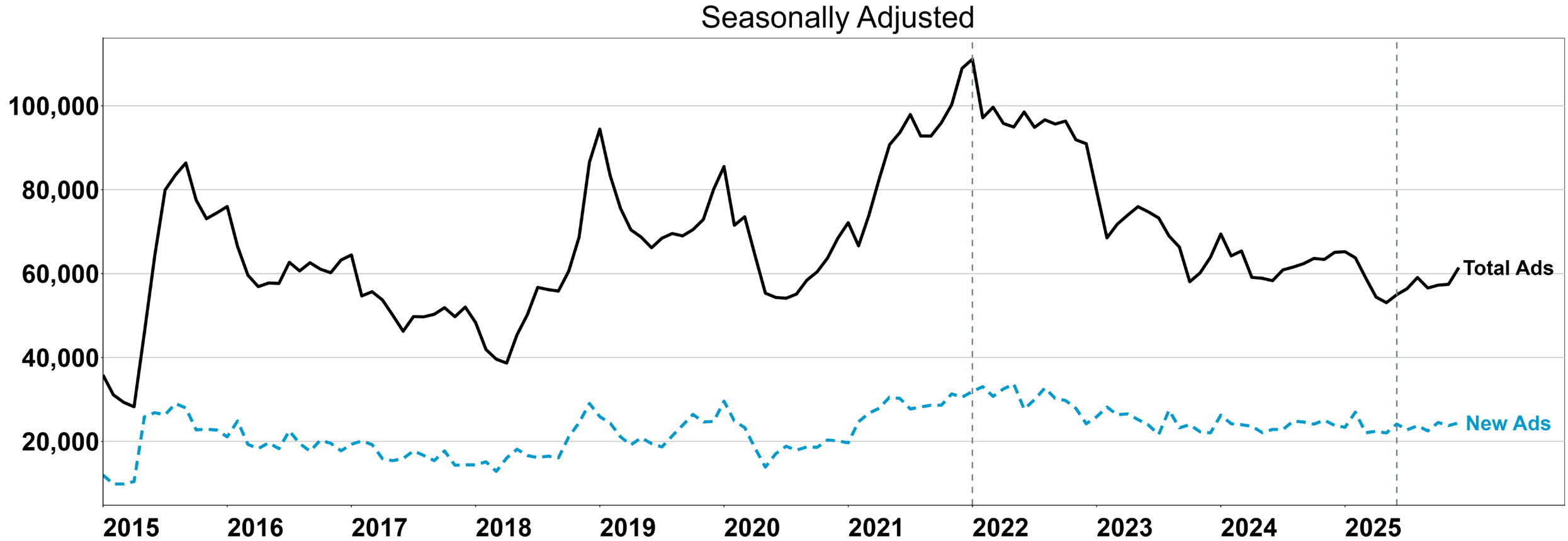
**Oregon Job Postings Trend, Jan 2019 - Jun 2025**  
(Indexed to Jan 2019 = 100, 3-Month Moving Average)



Source: Oregon Employment Department, Conference Board-Lightcast Help Wanted Online Series

# HELP WANTED ONLINE ADVERTISEMENT TRENDS BY METRO AREAS

**The number of online ads in the Portland metro area was 61,400 in December.  
The number of new ads increased by 660 over the month.**

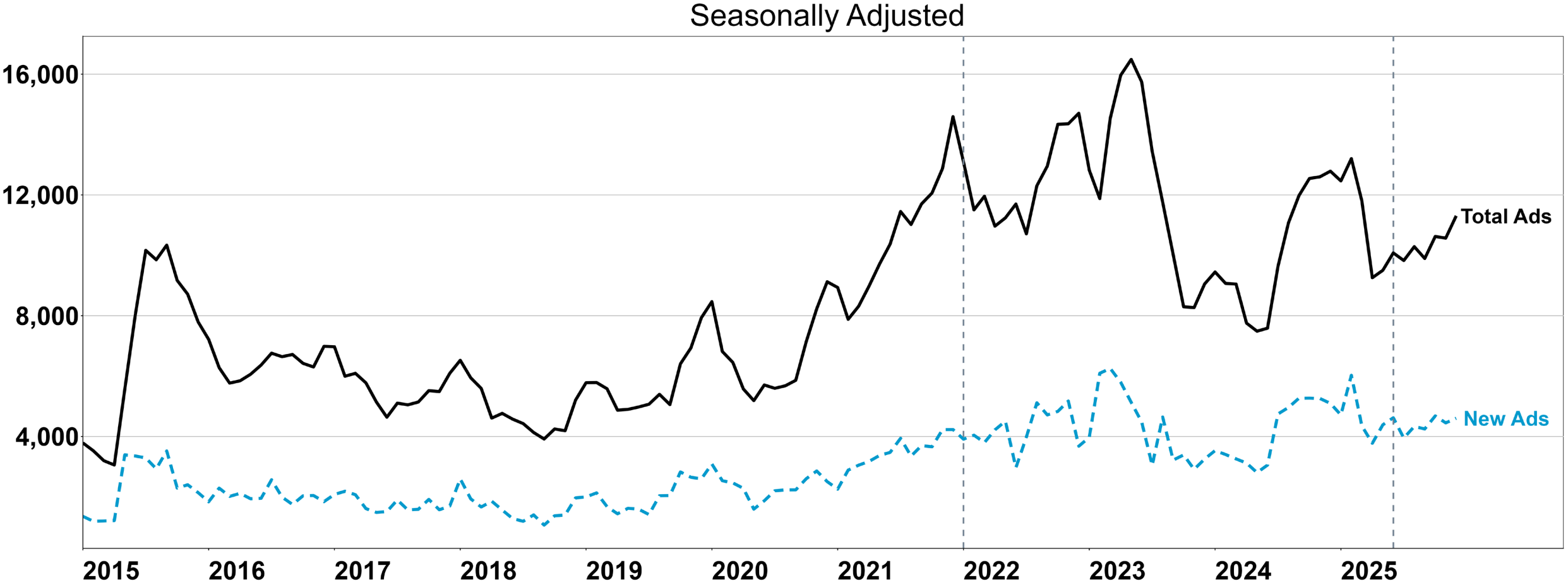


Source: The Conference Board Help Wanted OnLine® (HWOL)

Note: Dotted lines indicate methodological changes occurring in January 2022 and June 2025

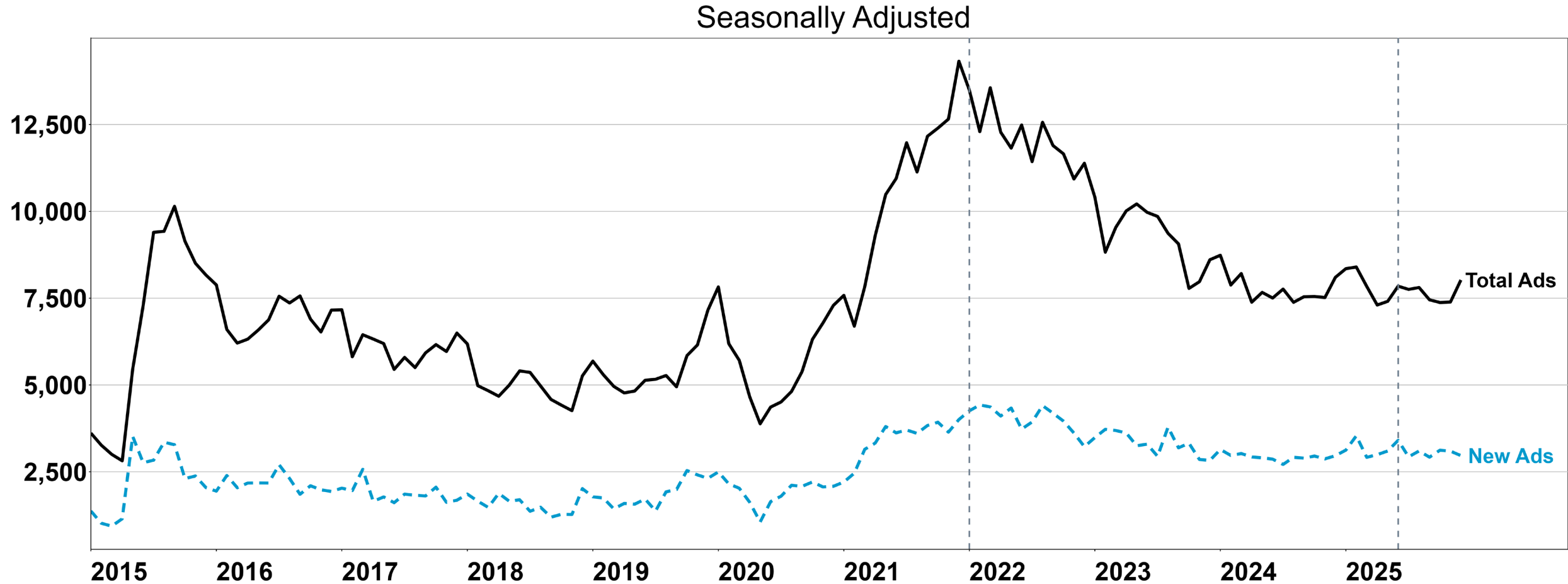
The Portland metro area includes Clackamas, Columbia, Multnomah, Washington, and Yamhill counties in Oregon and Clark and Skamania counties in Washington

The number of online ads in the Salem metro area was 11,300 in December.  
The number of new ads increased by 150 over the month.



Source: The Conference Board Help Wanted OnLine® (HWOL)  
Note: Dotted lines indicate methodological changes occurring in January 2022 and June 2025

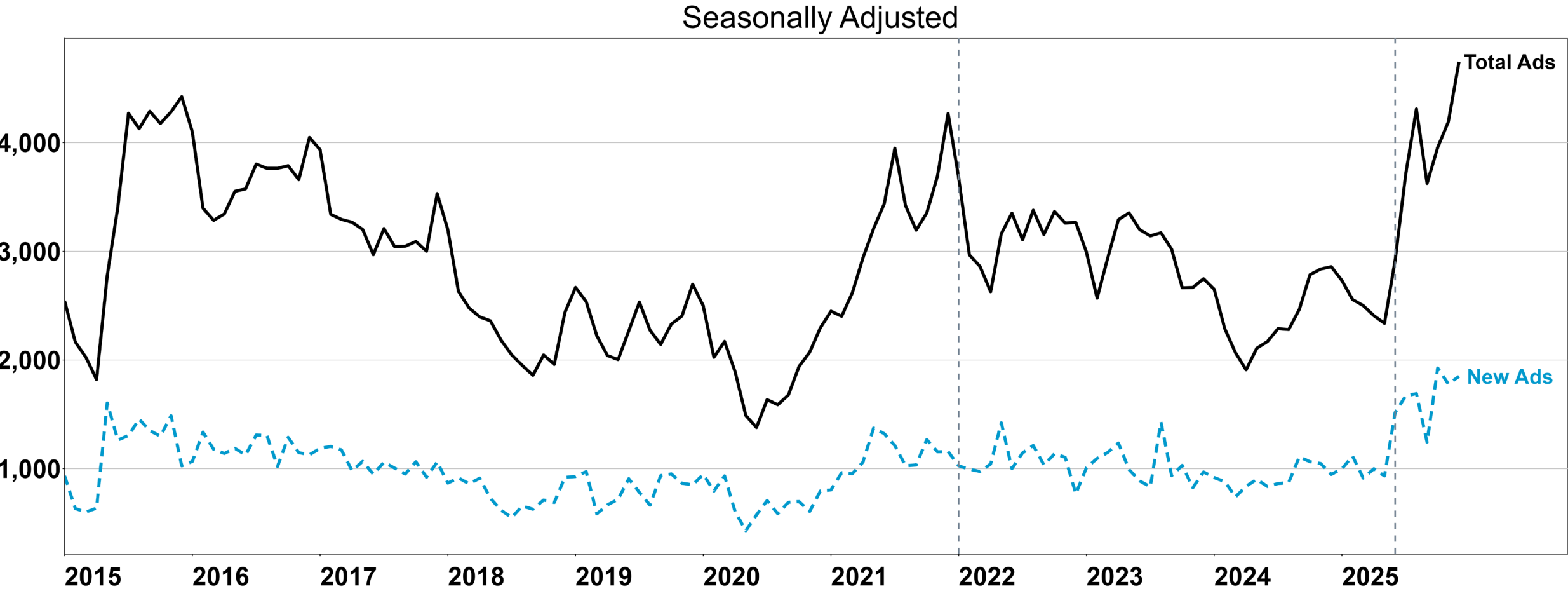
The number of online ads in the Eugene metro area was 8,000 in December.  
The number of new ads **decreased** by **130** over the month.



Source: The Conference Board Help Wanted OnLine® (HWOL)

Note: Dotted lines indicate methodological changes occurring in January 2022 and June 2025

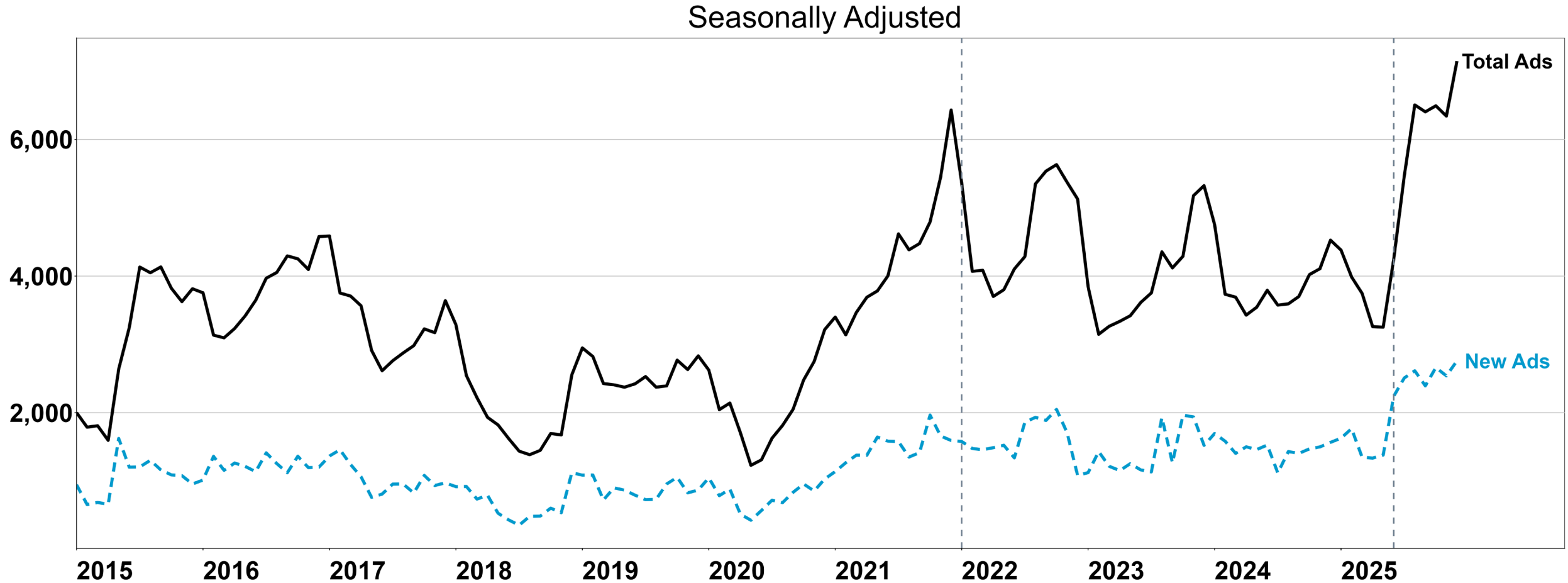
The number of online ads in the Medford metro area was 4,700 in December.  
The number of new ads increased by 70 over the month.



Source: The Conference Board Help Wanted OnLine® (HWOL)  
Note: Dotted lines indicate methodological changes occurring in January 2022 and June 2025



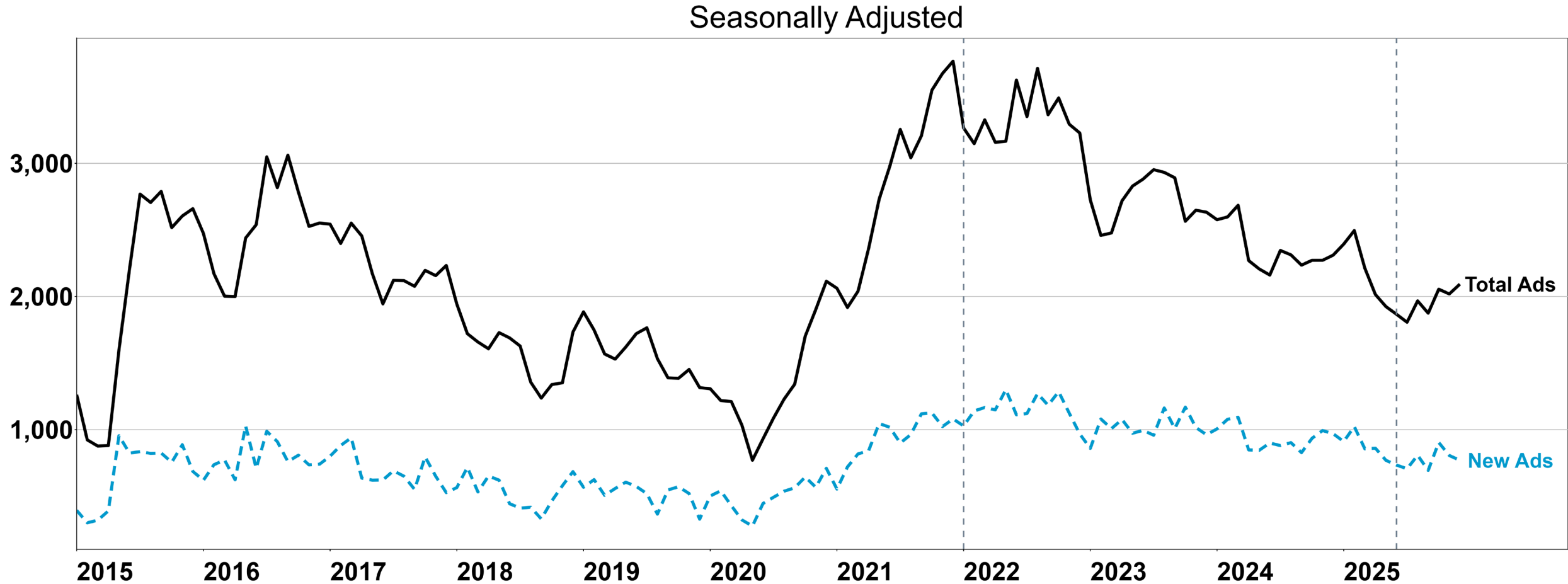
**The number of online ads in the Bend metro area was 7,100 in December.  
The number of new ads increased by 220 over the month.**



Source: The Conference Board Help Wanted OnLine® (HWOL)

Note: Dotted lines indicate methodological changes occurring in January 2022 and June 2025

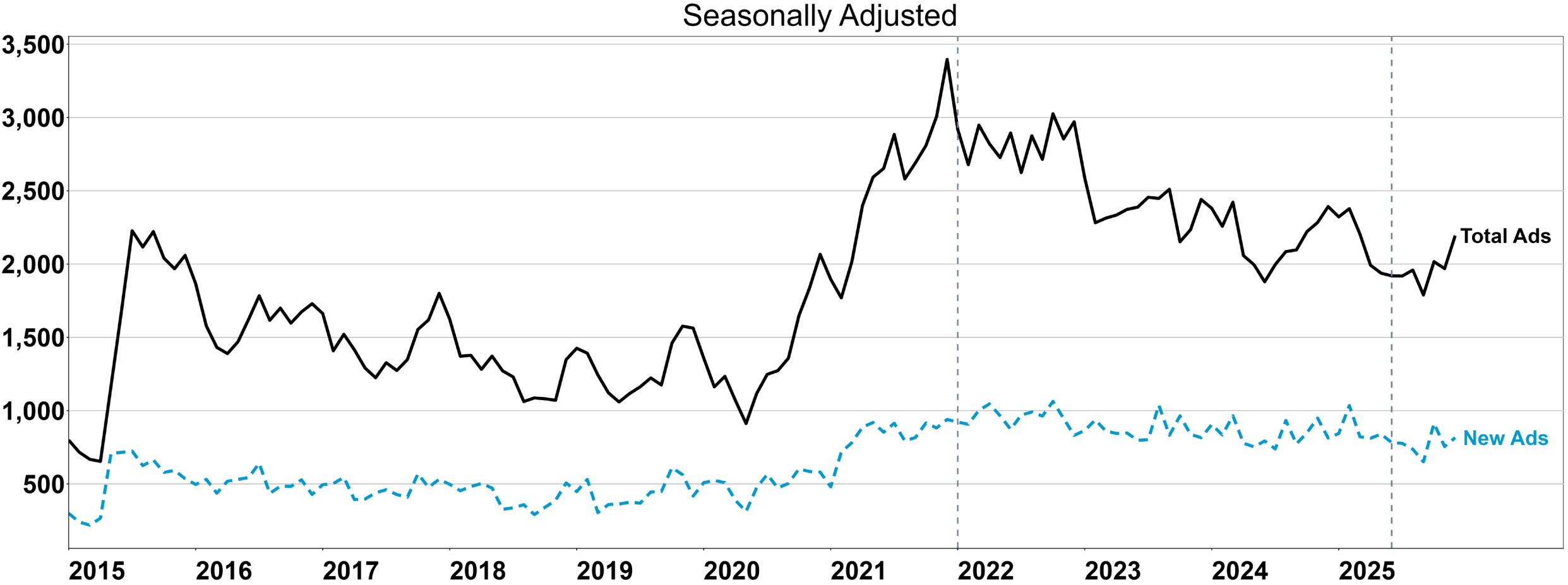
The number of online ads in the Corvallis metro area was 2,100 in December.  
The number of new ads **decreased** by **40** over the month.



Source: The Conference Board Help Wanted OnLine® (HWOL)

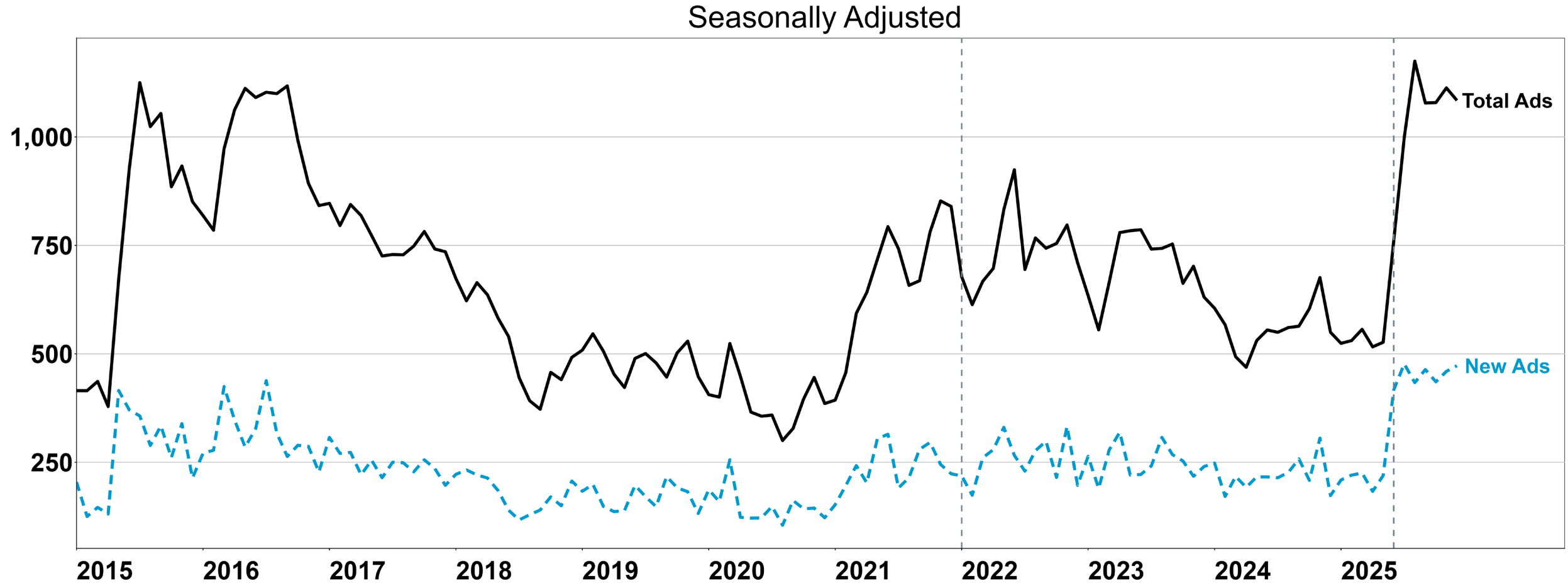
Note: Dotted lines indicate methodological changes occurring in January 2022 and June 2025

The number of online ads in the Albany metro area was 2,200 in December.  
The number of new ads increased by 60 over the month.



Source: The Conference Board Help Wanted OnLine® (HWOL)  
Note: Dotted lines indicate methodological changes occurring in January 2022 and June 2025

**The number of online ads in the Grants Pass metro area was 1,100 in December.  
The number of new ads increased by 10 over the month.**

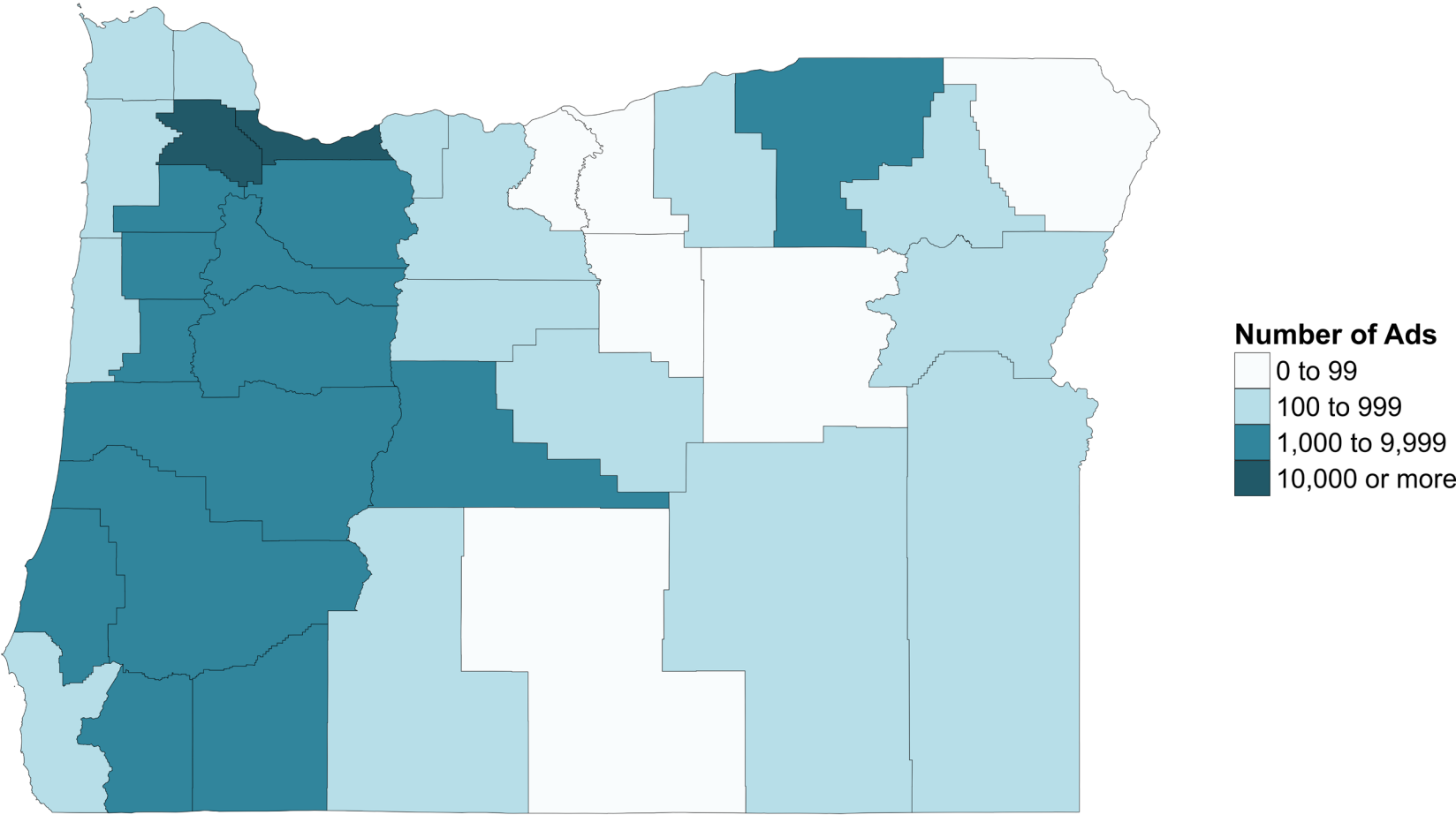


Source: The Conference Board Help Wanted OnLine® (HWOL)

Note: Dotted lines indicate methodological changes occurring in January 2022 and June 2025

# Help Wanted Online Ads, December 2025

Not Seasonally Adjusted



Source: Oregon Employment Department; The Conference Board Help Wanted OnLine® (HWOL)

# Help Wanted Online Ads by County

December 2025, Not Seasonally Adjusted

Multnomah	20,137	Coos	1,097	Baker	369
Washington	14,633	Josephine	1,053	Morrow	324
Clackamas	9,500	Polk	1,015	Crook	309
Marion	8,534	Lincoln	972	Jefferson	294
Lane	6,855	Klamath	960	Curry	240
Deschutes	4,721	Clatsop	853	Harney	140
Jackson	3,995	Hood River	577	Lake	92
Linn	1,784	Wasco	521	Grant	84
Benton	1,751	Union	467	Wallowa	65
Yamhill	1,599	Columbia	456	Sherman	45
Umatilla	1,495	Tillamook	431	Gilliam	30
Douglas	1,433	Malheur	411	Wheeler	12

*Source: The Conference Board Help Wanted OnLine® (HWOL)*

# Did you know that help wanted online ads are available by local workforce areas?

**Portland-Metro** – Multnomah and Washington counties

**Mid-Valley** – Linn, Marion, Polk, and Yamhill counties

**Lane** – Lane County

**East Cascades** – Crook, Deschutes, Gilliam, Hood River, Jefferson, Klamath, Lake, Sherman, Wasco, and Wheeler counties

**Clackamas** – Clackamas County

**Rogue Valley** – Jackson and Josephine counties

**Northwest Oregon** – Benton, Clatsop, Columbia, Lincoln, and Tillamook counties

**Southwestern Oregon** – Coos, Curry, and Douglas counties

**Eastern Oregon** – Baker, Grant, Harney, Malheur, Morrow, Umatilla, Union, and Wallowa counties

*Email [Luke.C.Coury@employ.oregon.gov](mailto:Luke.C.Coury@employ.oregon.gov) or [Molly.N.Hendrickson@employ.oregon.gov](mailto:Molly.N.Hendrickson@employ.oregon.gov) if you need additional HWOL data for your workforce area.*

# Help Wanted Online Ads by Workforce Area

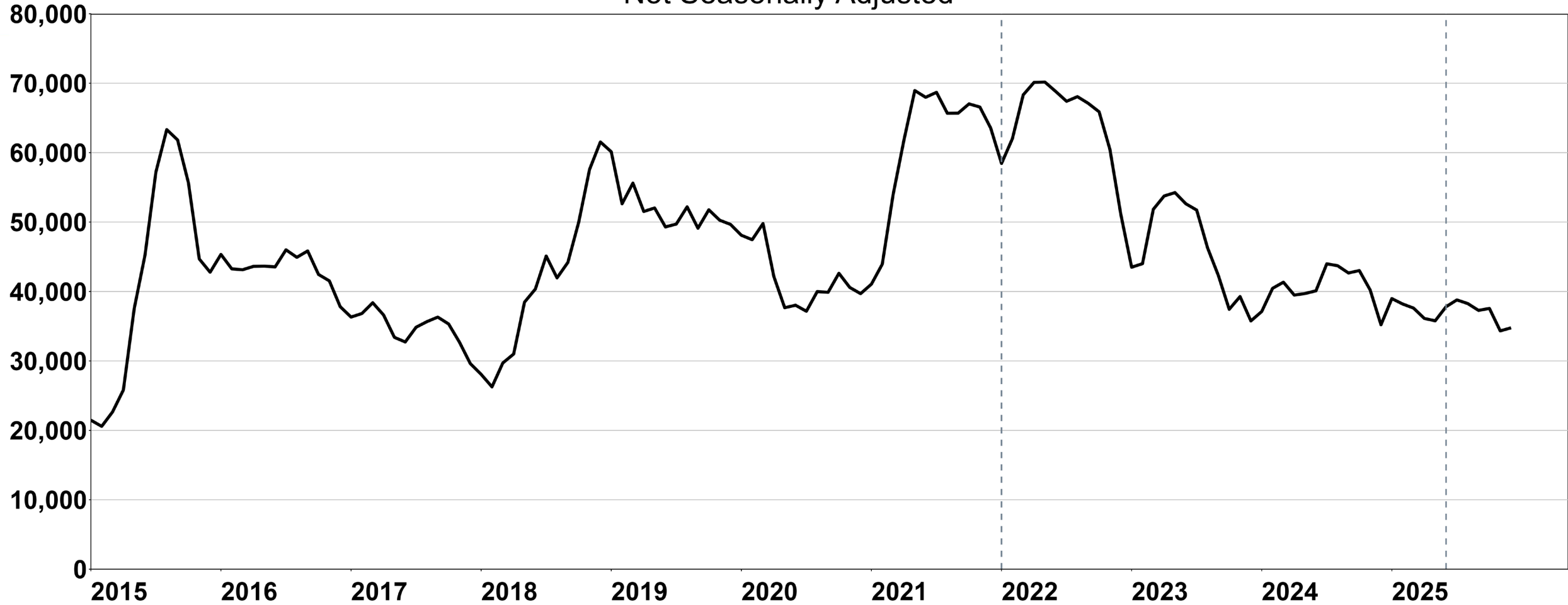
December 2025, Not Seasonally Adjusted

Portland-Metro	34,770
Mid-Valley	12,932
Clackamas	9,500
East Cascades	7,561
Lane	6,855
Rogue Valley	5,048
Northwest Oregon	4,463
Eastern Oregon	3,355
Southwestern Oregon	2,770

*Source: The Conference Board Help Wanted OnLine® (HWOL)*



## Portland-Metro Help Wanted Online Ads Not Seasonally Adjusted

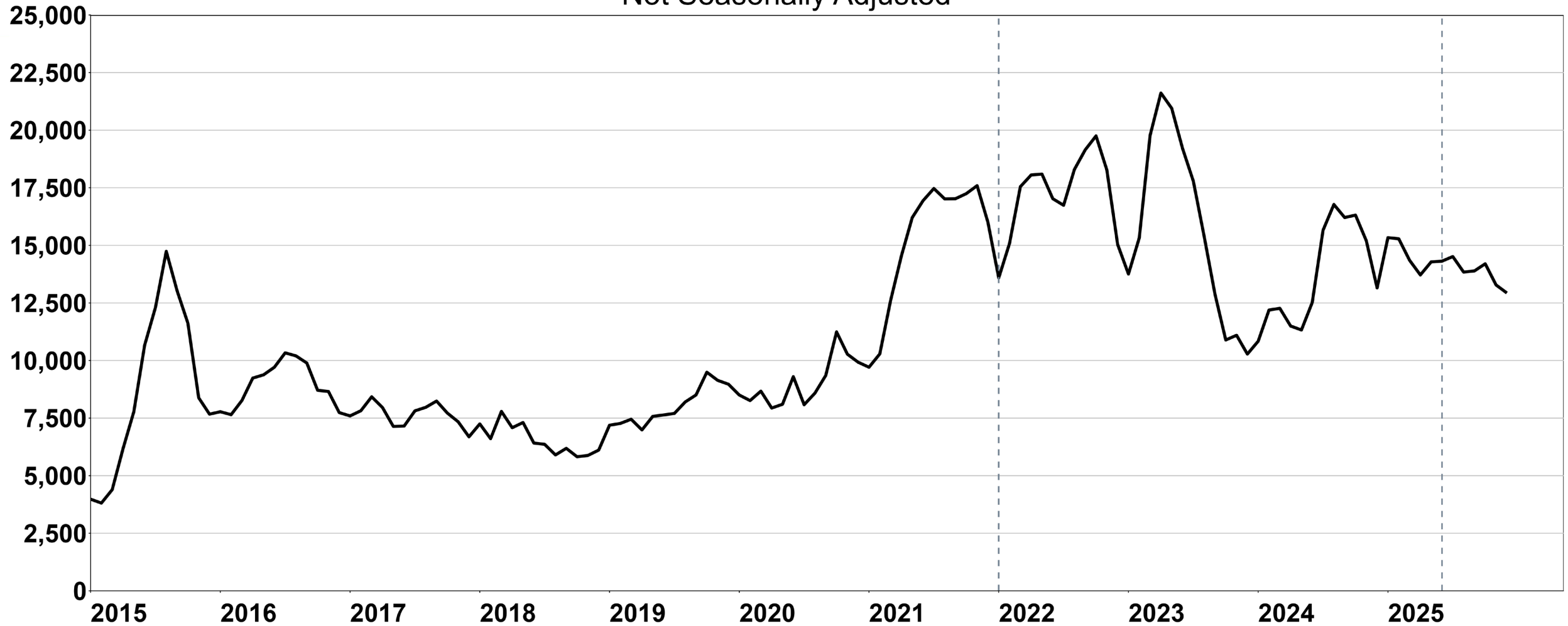


Source: The Conference Board Help Wanted OnLine® (HWOL)

Note: Dotted lines indicate methodological changes occurring in January 2022 and June 2025

The Portland-Metro LWA includes Multnomah and Washington counties

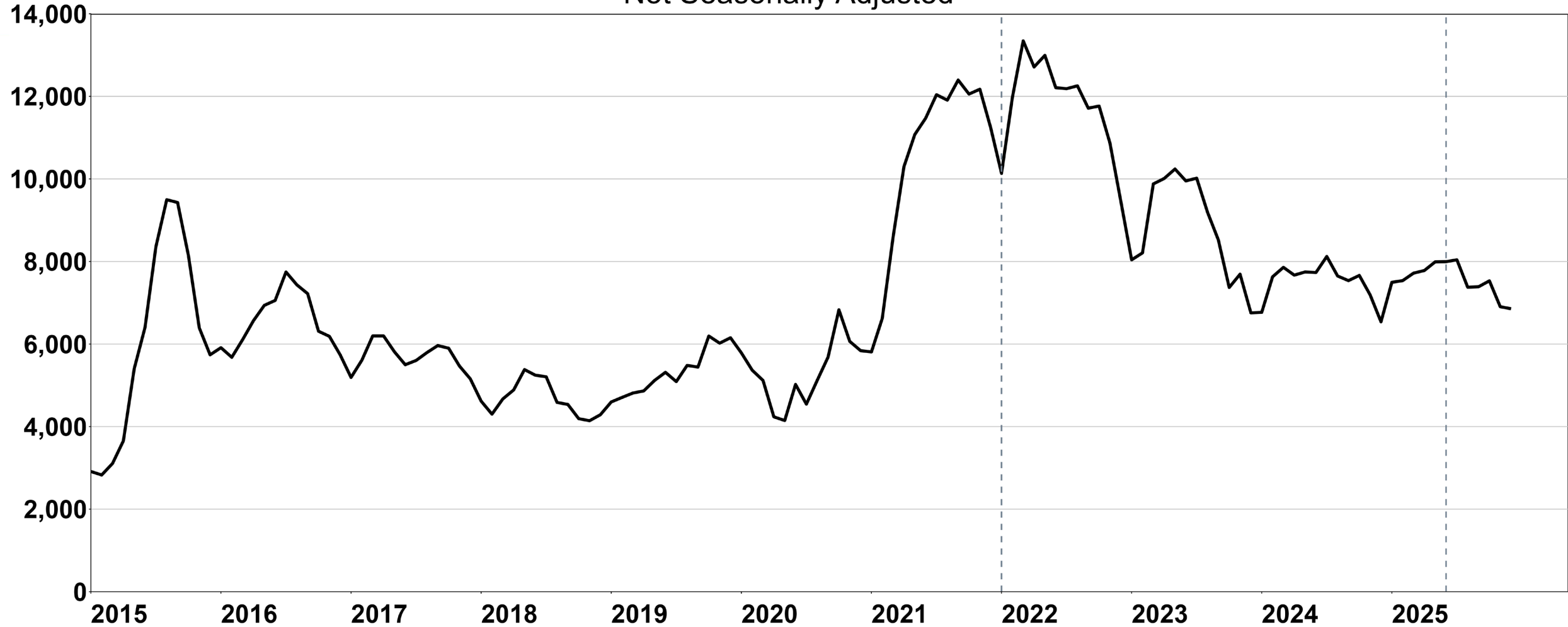
# Mid-Valley Help Wanted Online Ads Not Seasonally Adjusted



Source: The Conference Board Help Wanted OnLine® (HWOL)

Note: Dotted lines indicate methodological changes occurring in January 2022 and June 2025

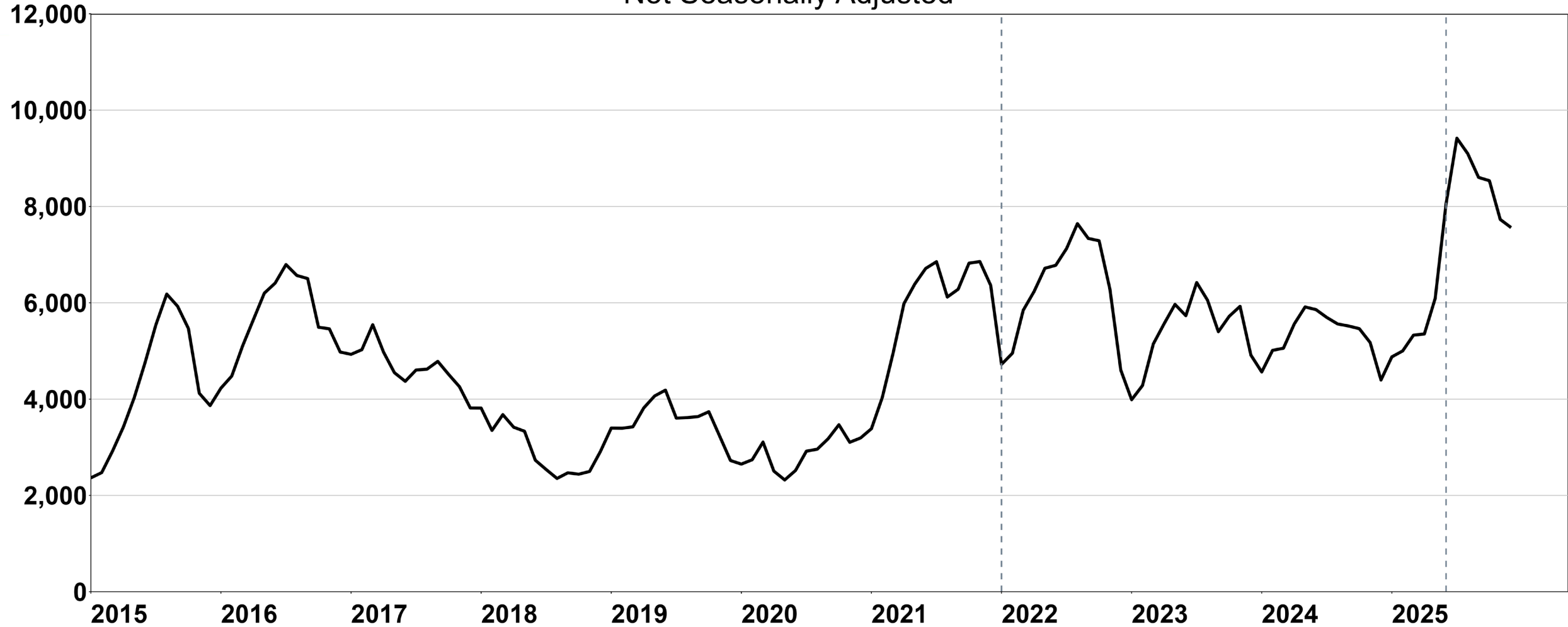
## Lane Help Wanted Online Ads Not Seasonally Adjusted



Source: The Conference Board Help Wanted OnLine® (HWOL)

Note: Dotted lines indicate methodological changes occurring in January 2022 and June 2025

## East Cascades Help Wanted Online Ads Not Seasonally Adjusted



Source: The Conference Board Help Wanted OnLine® (HWOL)

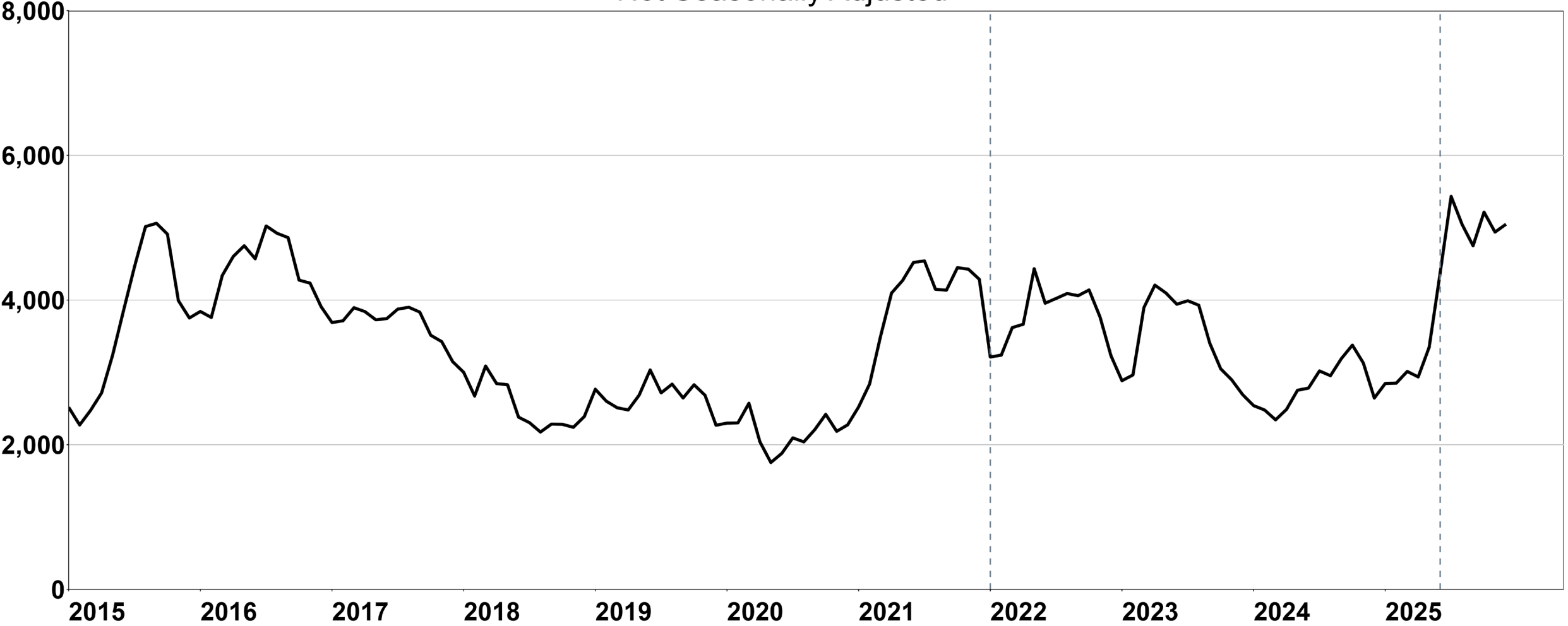
Note: Dotted lines indicate methodological changes occurring in January 2022 and June 2025

**Clackamas Help Wanted Online Ads**  
Not Seasonally Adjusted



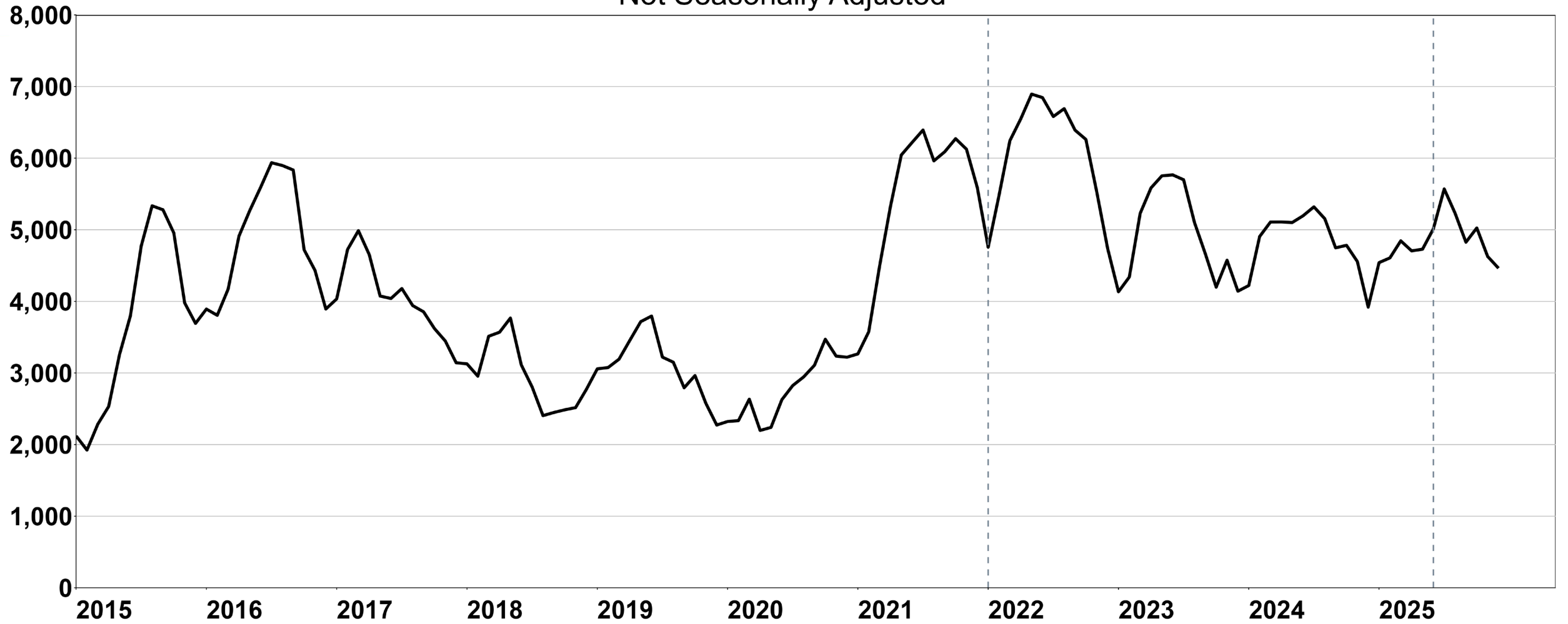
Source: The Conference Board Help Wanted OnLine® (HWOL)  
Note: Dotted lines indicate methodological changes occurring in January 2022 and June 2025

**Rogue Valley Help Wanted Online Ads**  
Not Seasonally Adjusted



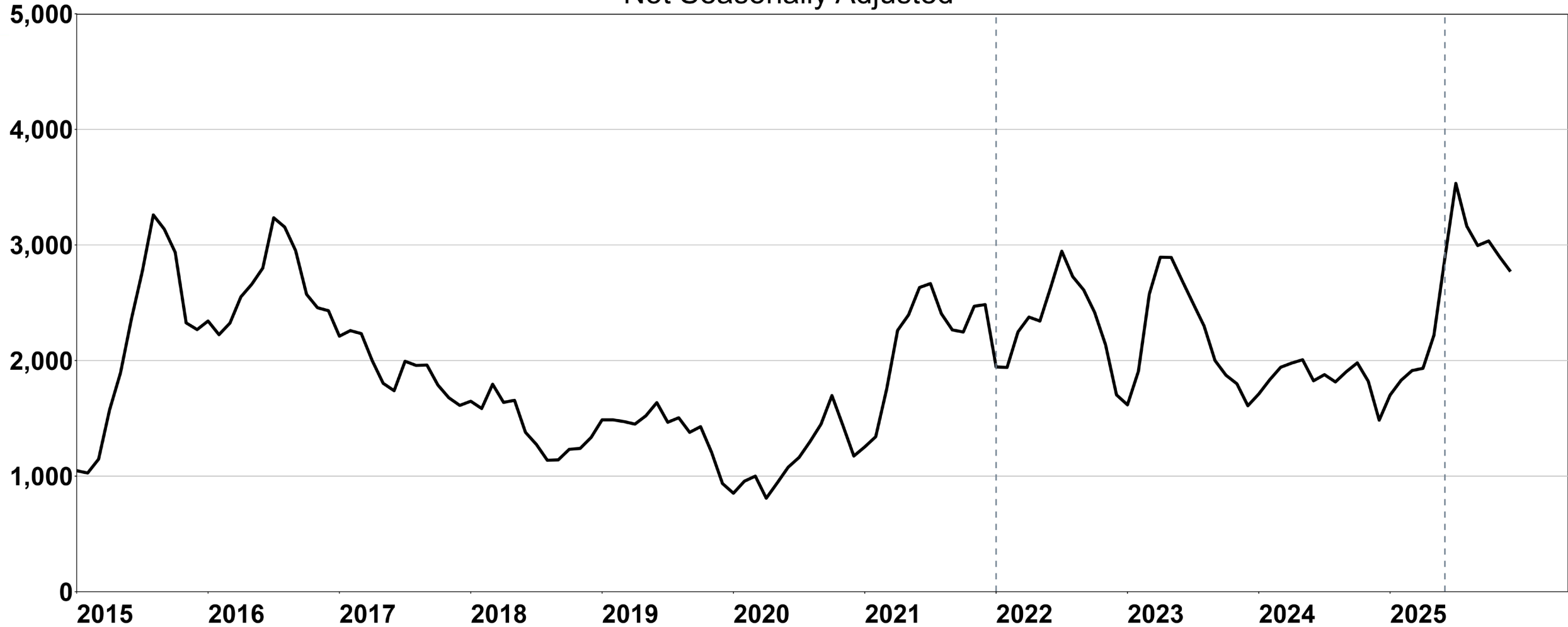
Source: The Conference Board Help Wanted OnLine® (HWOL)  
Note: Dotted lines indicate methodological changes occurring in January 2022 and June 2025

Northwest Oregon Help Wanted Online Ads  
Not Seasonally Adjusted



Source: The Conference Board Help Wanted OnLine® (HWOL)  
Note: Dotted lines indicate methodological changes occurring in January 2022 and June 2025

## Southwestern Oregon Help Wanted Online Ads Not Seasonally Adjusted

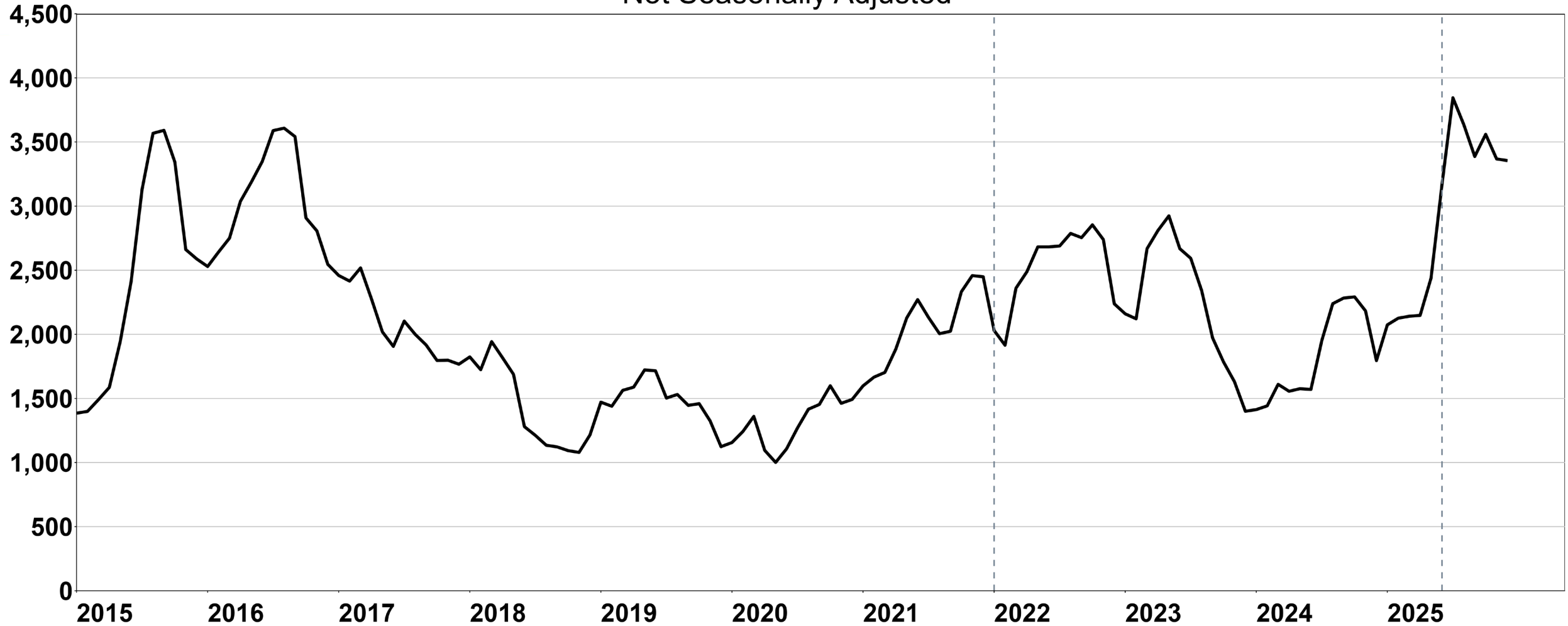


Source: The Conference Board Help Wanted OnLine® (HWOL)

Note: Dotted lines indicate methodological changes occurring in January 2022 and June 2025



## Eastern Oregon Help Wanted Online Ads Not Seasonally Adjusted



Source: The Conference Board Help Wanted OnLine® (HWOL)

Note: Dotted lines indicate methodological changes occurring in January 2022 and June 2025

**Luke Coury, Economist**

[Luke.C.Coury@employ.oregon.gov](mailto:Luke.C.Coury@employ.oregon.gov)

**Molly Hendrickson, Economist**

[Molly.N.Hendrickson@employ.oregon.gov](mailto:Molly.N.Hendrickson@employ.oregon.gov)

Get the latest workforce and economic research sent to your inbox!

Sign up at <https://www.qualityinfo.org/subscribe>

Join the conversation: [X](#), [Bluesky](#)